

2015 Statistics

The below statistics include information from the calls, emails, and webforms received by the National Human Trafficking Resource Center hotline (available at traffickingresourcecenter.org/statistics); from texts received by Polaris's BeFree Textline; and from communications referencing overseas cases. Through these communications, Polaris has learned of, responded to, and analyzed thousands of cases of human trafficking. The data are not intended to represent the full scope of human trafficking, but to help identify trends. Statistics on this page are from Jan. 1, 2015 to Dec. 31, 2015.

National Human Trafficking Resource Center

 Calls **21,947**

 Webforms **1,535**

 Emails **1,275**

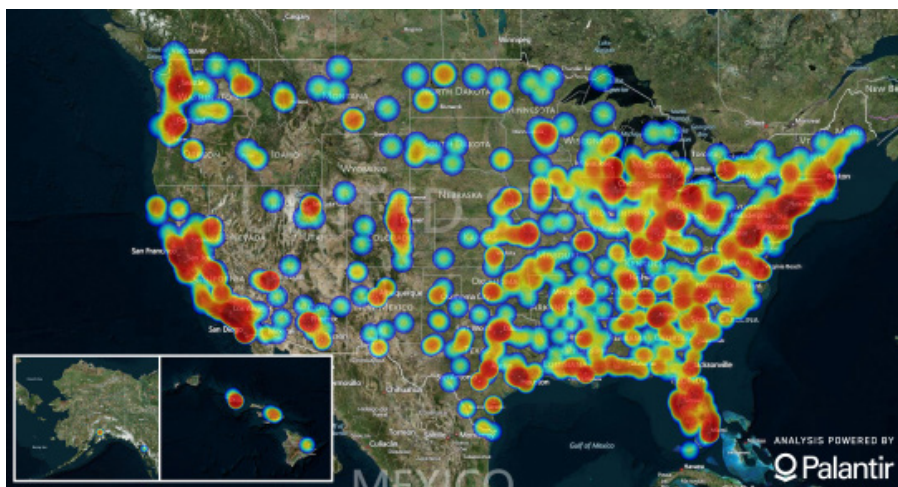


Cases of Human Trafficking
5,544

Type of Trafficking



Sex Trafficking 4,136 (75%)	Sex and Labor Trafficking 178 (3%)
Labor Trafficking 721 (13%)	Not-Specified Trafficking 509 (9%)

Location of Potential Human Trafficking Cases in the U.S.




This map only reflects cases where the location of the potential trafficking was known. Some cases may involve more than one location.

BeFree Textline

 Texts 1,472	Sex Trafficking 146 (82%)	Sex and Labor Trafficking 3 (2%)
 Cases 177	Labor Trafficking 11 (6%)	Not-Specified Trafficking 17 (10%)

Cases Occurring Overseas

 Cases 252	Sex Trafficking 142 (56%)	Sex and Labor Trafficking 28 (11%)
	Labor Trafficking 69 (27%)	Not-Specified Trafficking 13 (5%)

FINDING HELP AROUND THE WORLD

Nadine,* a young woman from Southern Africa, traveled to the Middle East for a promising new housekeeping job. But when Nadine arrived, she quickly realized that it wasn't what she had hoped for. Her employers forced her to work extremely long hours with no pay. After seeing a TV program advertising the NHTRC, she decided to reach out for help.

The NHTRC and Polaris' Global team were ready to respond. Through the help of international organizations and key contacts from the Global Modern Slavery Directory, we were able to intervene and help Nadine get home, and connect her with support services in her home country. Nadine has reached out to say that she is extremely grateful for our work—and hopeful about the future.

*To protect the identities of those we serve, Polaris has changed the name of the survivor in this story.

All-Time Statistics (2007-2015)

The below statistics include information from the calls, emails, and webforms received by the National Human Trafficking Resource Center hotline (available at traffickingresourcecenter.org/statistics); from texts received by Polaris's BeFree Textline; and from communications referencing overseas cases. Through these communications, Polaris has learned of, responded to, and analyzed thousands of cases of human trafficking. The data are not intended to represent the full scope of human trafficking, but to help identify trends. Statistics on this page are from Dec. 7, 2007 to Dec. 31, 2015.



Cases of Human Trafficking
25,696



Survivors Identified*

High Indicators **24,920**
Moderate Indicators **27,533**

*Cases categorized as "High" contain a high level of indicators of human trafficking. Cases coded as "Moderate" contain several indicators of human trafficking or resemble common trafficking scenarios, but may lack core details of force, fraud, or coercion.

Demographics

Age

Adults (15,724)

Minors (7,768)

Gender

Female (20,673)

Male (3,487)

Gender Minorities (200)

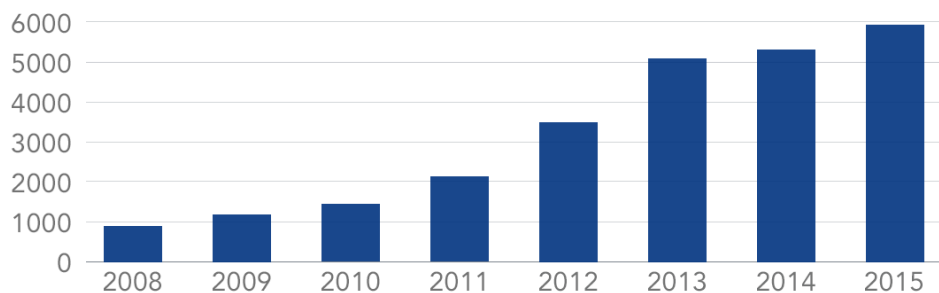
Citizenship

U.S. Citizen (8,676)

Foreign National (7,885)

These statistics are based on 25,696 total cases of human trafficking and are non-cumulative. Callers do not always provide demographic information.

Cases per Year



Total NHTRC Substantive Signals (Dec. 7, 2007 - Dec. 31, 2015)



Calls

101,933



Webforms

6,089



Emails

7,303

TOP 3

Sex Trafficking Venues

1. Commercial Front Brothel
2. Hotel/Motel-Based
3. Residential Brothel

TOP 3

Labor Trafficking Industries

1. Domestic Work
2. Traveling Sales Crews
3. Restaurant/Food Service

TOP 5

Trafficking Locations Referenced in Overseas Cases

1. Mexico
2. Canada
3. Philippines
4. Thailand
5. United Kingdom

24% more survivors reached out to the NHTRC and BeFree Textline for help in 2015 over 2014.

More than **1,600** survivors called, emailed, or texted in 2015 compared to just over 1,300 in 2014.