

# More Assistance. More Action.

## 2016 Statistics from the National Human Trafficking Hotline and BeFree Textline

The National Human Trafficking Hotline and Polaris's BeFree Textline provide survivors of human trafficking with vital support and a variety of options to get help and stay safe. The 30,000+ cases identified on these hotlines comprise the largest available data set on human trafficking in the U.S. The data do not represent the full scope of human trafficking – a lack of awareness of the crime or of these hotlines in certain geographic regions, by particular racial or ethnic groups, and by labor trafficking survivors can lead to significant underreporting. Nonetheless, this information spotlights where and how traffickers operate so that we can put them out of business, keep them from harming more people, and help survivors find the services they need.

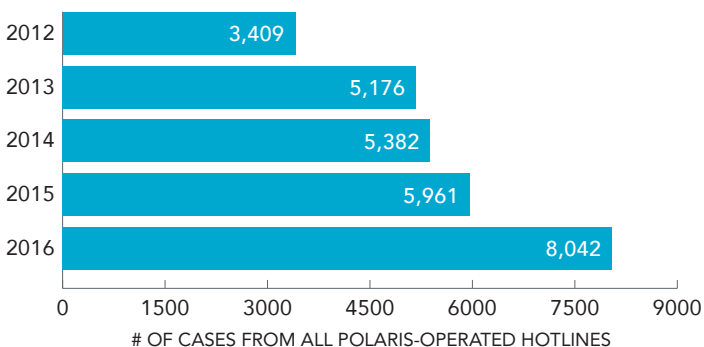
### National Human Trafficking Hotline Cases

2016	2007 - 2016
<b>7,572</b>	<b>31,659</b>

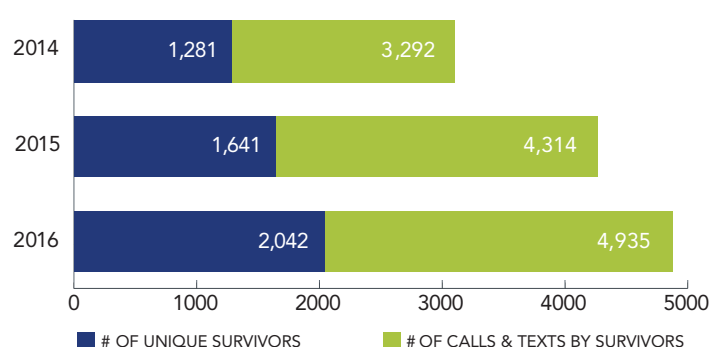
### Forms of Human Trafficking

Sex Trafficking	Sex & Labor Trafficking
<b>5,551 (73%)</b>	<b>268 (4%)</b>
Labor Trafficking	Not Specified
<b>1,057 (14%)</b>	<b>696 (9%)</b>

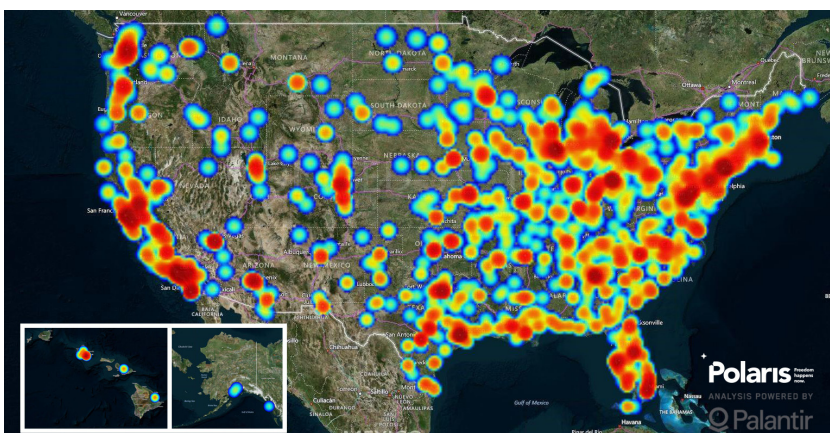
### Cases of Human Trafficking per Year



### Survivors Directly Supported by Year



### Locations of Potential Human Trafficking Cases in the U.S.



**24%** more survivors reached out to the National Human Trafficking Hotline and BeFree Textline for help in 2016 over 2015.


Learn more at [www.polarisproject.org](http://www.polarisproject.org) and [www.humantraffickinghotline.org/statistics](http://www.humantraffickinghotline.org/statistics).

# Who are the Survivors?

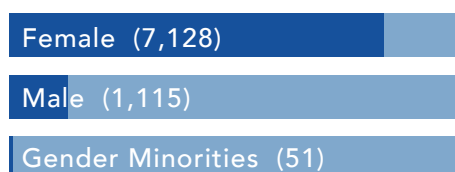
Every year, more survivors are reaching out to Polaris-operated hotlines, and more individuals are seeking help for victims they know. The data on these pages are not based on a systematic survey, but are analyzed from the information received about 8,542 survivors from Jan. 1, 2016 to Dec. 31, 2016. As people disclosed more detailed information about their own trafficking experiences or about potential victims for whom they were seeking support, hotline staff noted key elements. Individuals are never asked questions specifically for data collection purposes and are only asked to share what they are comfortable providing so that they can be connected to the support they want.

## DEMOGRAPHICS

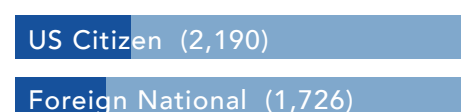
### Age



### Gender

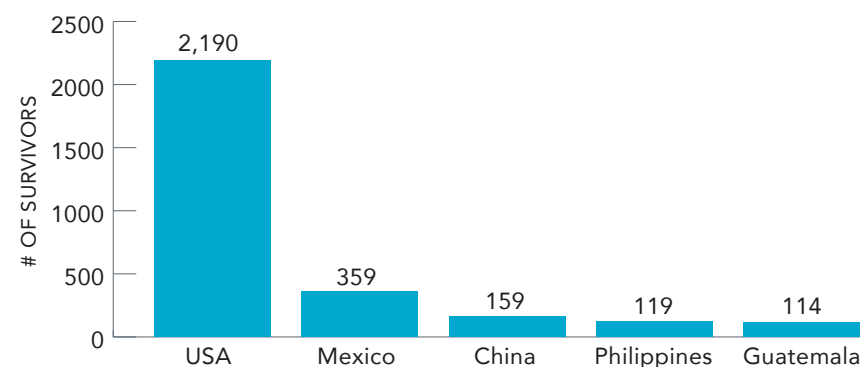


### Citizenship



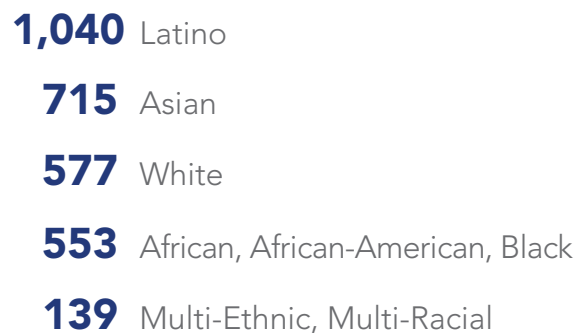
These statistics are based on the 8,542 survivors who were identified or described to hotline staff. Age is based on time of first contact with Polaris. Callers do not always provide demographic information and do not always disclose their citizenship status.

### Top 5 Nationalities\*



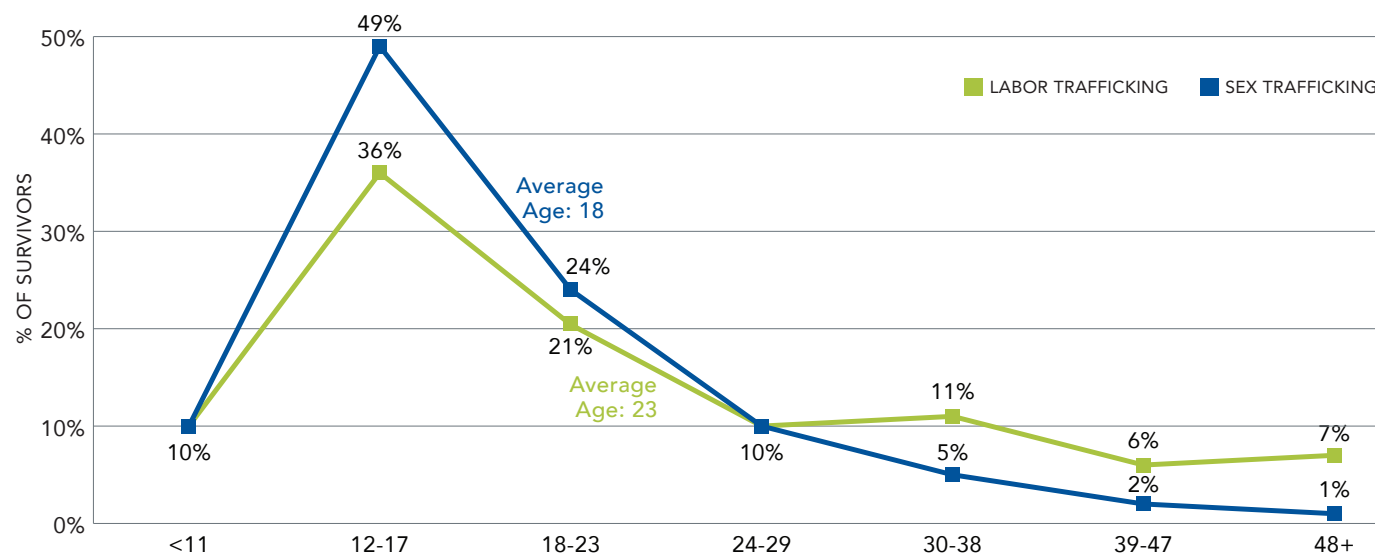
\*Nationality information specified for 3,664 survivors. Some survivors had multiple nationalities.

### Race/Ethnicity\*\*



\*\*Race/ethnicity information specified for 3,116 survivors.

### Age at Time Sex or Labor Trafficking Began\*

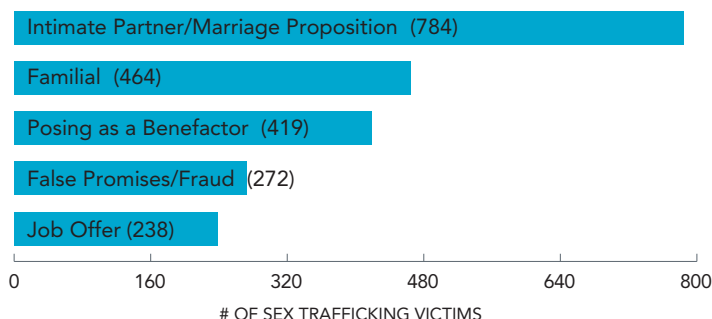


\*Percentages are based on the 1,164 sex trafficking survivors and 238 labor trafficking survivors whose exact age information was disclosed. This information is only recorded when volunteered during communication with Polaris-operated hotlines. It is not representative of all trafficking victims, nor of all victims of trafficking identified on the hotlines.

# How are the Victims Trafficked?

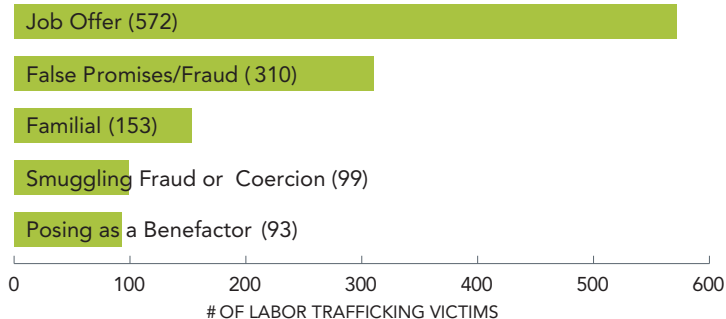
The data from the 8,542 victim records give insight into the systems and tactics that traffickers use to conduct their business. Traffickers frequently prey on an individual's vulnerabilities, and the data spotlight factors that may have placed these victims at risk as well as the variety of tactics used to recruit and trap them in a trafficking situation. In addition, understanding how a victim accesses the outside world helps pinpoint systems where victims could find the support they need to leave their traffickers. The numbers of victims listed in the below statistics are non-cumulative. Callers may reference multiple recruitment tactics; risk factors; or methods of force, fraud or coercion; or may not provide this information.

## Top Recruitment Tactics by Sex Traffickers\*



\*Recruitment information specified for 2,123 victims of sex trafficking victims.

## Top Recruitment Tactics by Labor Traffickers\*\*



\*\*Recruitment information specified for 923 labor trafficking victims.

## TOP 5

### Risk Factors

1. Recent Migration/Relocation (852)
2. Substance Use Concern (448)
3. Runaway/Homeless Youth (346)
4. Mental Health Concern (340)
5. Unstable Housing (293)

\*A minor in commercial sex is not included, but is sufficient to classify a case as human trafficking based on federal law.

## TOP 5

### Methods of Force, Fraud, Coercion\*

1. Emotional Abuse (2,026)
2. Economic Abuse (1,742)
3. Isolation - Including Confinement (1,738)
4. Threats (1,642)
5. Physical Abuse (1,433)

## TOP 5

### Points of Access to Potential Help

1. General Social Services (1,219)
2. Law Enforcement\* (1,218)
3. Supportive Friends or Family (1,170)
4. Health Services (785)
5. Child Welfare System (421)

\*These interactions include victims being arrested and/or charged for crimes committed while being trafficked, apprehension by immigration officials, assistance after being victimized by another crime (such as theft or assault), or extraction from their trafficking situation.

## A NOTE FROM A SURVIVOR

Dear Hotline Staff,

I would like to sincerely thank you for all your help. When I called you I had no hope. You guys gave me a lot of hope. When you sent people to help me I felt safe and you changed my life. Everything changed; everything is better. I am so glad that victims have help here in US.

Thank you so much!

## BeFree Textline



Cases in 2016

**169**

Cases in 2013-2016

**549**

## Reported from Overseas\*



Cases in 2016

**301**

Cases in 2007-2016

**1,472**

\*These statistics include overseas cases reported to all Polaris-operated hotlines.

## TOP 3

### 2016 Sex Trafficking Types

1. Escort Services
2. Illicit Massage Businesses
3. Residential

## TOP 3

### 2016 Labor Trafficking Types

1. Domestic Work
2. Agriculture
3. Traveling Sales Crews

## TOP 5

### Trafficking Locations Referenced in Overseas Cases

1. Mexico
2. Canada
3. Philippines
4. United Kingdom
5. United Arab Emirates

## National Human Trafficking Hotline Signals 2007-2016



Calls

**128,686**



Webforms

**8,226**



Emails

**8,852**

## NATIONAL INFRASTRUCTURE AND LOCAL SUPPORT

After months of suffering severe physical abuse and near starvation, Jamal\* knew he had to flee his labor trafficking situation. He walked out the door with just a small bag and, exhausted, fell asleep on the subway. When he awoke, he found himself in an unfamiliar part of New York City.

He found a local authority who contacted the National Human Trafficking Hotline. Hotline staff alerted a local service provider to Jamal's need. It was quickly determined that he had very little money, no documentation, and no community ties that could provide him with secure housing.

Jamal needed a place to sleep and recover, but single beds for male victims are in short supply. The service provider called the National Human Trafficking Hotline again to request a free hotel stay through the Hotline's partnership with the Wyndham hotel chain. A hotline Case Analyst quickly responded, and law enforcement drove the survivor to a safe hotel. A case manager brought Jamal the first proper meal that he had eaten in months. He then showered and had a sound night's sleep. The next day, local law enforcement picked Jamal up and drove him to an available trafficking shelter, where he thrived in a nurturing and supportive environment.

\*Name changed to protect the identity of the people we serve.